

## ECONOMIC GROWTH

Overall and expenditure growth - *seasonally adjusted* (Q2 2018)

	GDP GNP		Expenditure category	Year-on-year change
Q2 2018	€78.2bn	€59.6bn	Personal Consumption	+4.4%
Year-on-year change	+9.1%	+11.9%	Govt.	+4.2%
Year-on-year change	+€6.12bn	+€6.26bn	Capital Investment	-32.0%
			Exports	+11.3%
			Imports	-6.0%

Source: CSO - National Accounts (September 2018). See [FAQs](#)

## RETAIL SALES

Volume of sales change (annual / monthly) - *seasonally adjusted* (October 2018)

### All businesses

Year-on-year
<b>+5.8%</b>
Monthly
<b>NO CHANGE</b>

### % change (year on year) - top 5

1	Electrical goods	+26.2
2	Hardware, Paints & Glass	+10.8
3	Furniture & Lighting	+9.8
4	Motor Trades	+9.8
5	Food, Beverages & Tobacco	+8.1

Source: CSO - Retail Sales Index (November 2018)

## GOODS TRADE

Composition (January - September 2018)



### MAIN MARKETS

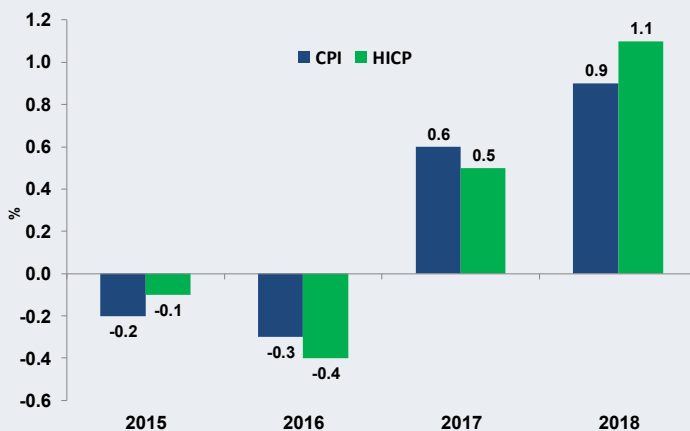
	Total EU (incl. UK)	Britain	USA & Canada
Exp.	51%	10%	29%
Imp.	62%	21%	17%

Source: CSO - External Trade (November 2018)

## CONSUMER PRICES

(October 2018)

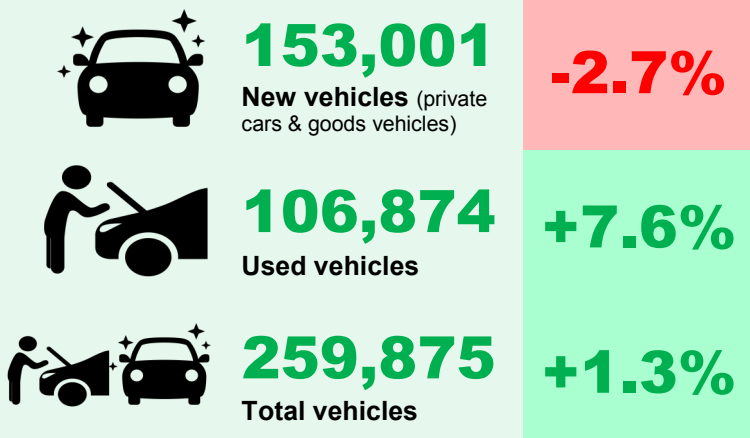
Year-on-year change



Source: CSO - Consumer Price index (CPI) (November 2018)

## VEHICLES LICENCED

Change from same period last year (January - October 2018)



Source: CSO - Vehicles Licenced for the First Time (November 2018)



## UNEMPLOYMENT (October 2018)

# 5.3%

Monthly unemployment rate  
Seasonally adjusted

Down **1.3 percentage points**  
Compared to October 2017

# 126,400

Total persons unemployed  
Seasonally adjusted

Down **29,400 people**  
Compared to October 2017

♂ **71,800 (5.5%)**  
Males unemployed

♀ **54,600 (4.9%)**  
Females unemployed

🧑 **32,800 (12%)**  
Youth unemployment (ages 15-24)

**50,200**  
Persons unemployed 1 year  
or more, **34.9%** of all  
unemployment (in Q3 2018, LFS)

**2.1%**  
Long term unemployment rate  
(in Q3 2018, LFS)

Source: CSO - Monthly Unemployment ([October 2018](#)) and Labour Force Survey, LFS ([Q3 2018](#))

## VITAL STATISTICS

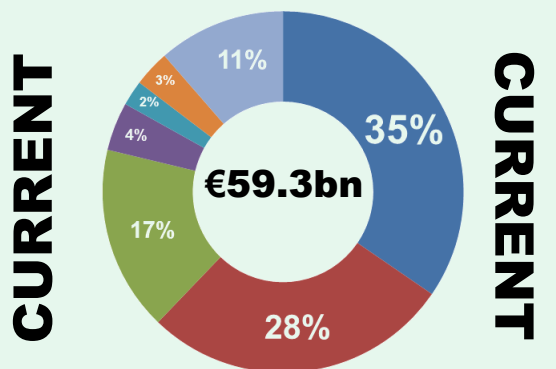
(Q2 2018)

	Total	Rate per 1,000	Change from Q2 2017
👶 Births	15,419	12.7	+1.3%
☠️ Deaths	7,592	6.3	+3.8%
➖ Natural increase	7,827	6.4	-0.2%
💍 Marriages	5,407	4.5	-0.2%

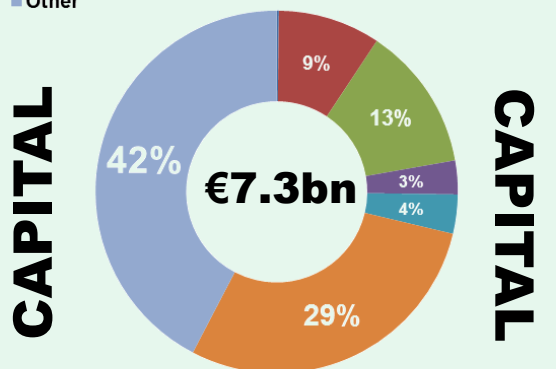
Source: CSO - Vital Statistics ([November 2018](#))

## GOVERNMENT FINANCES

Voted expenditure - 2019 (Budget 2019, October 2018)



■ Social Protection ■ Health ■ Education  
■ Justice ■ Agriculture ■ Housing  
■ Other



	2018 (expected)	2019 (forecast)
Current	€56.9bn	€59.3bn
Capital	€5.9bn	€7.3bn
<b>Total</b>	<b>€62.8bn</b>	<b>€66.6bn</b>

Source: Department of Finance - Budget 2019 ([October 2018](#))

## DWELLING COMPLETIONS

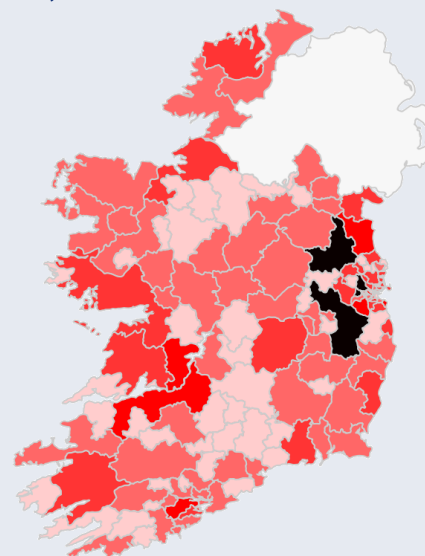
(Q3 2018)

\*Only **domestic connections** where a dwelling is a self-contained unit of living accommodation is included in the Dwelling Completions series. Commercial properties, shared and communal living arrangements are excluded.

By dwelling type, 2015 - 2018 (Q1 to Q3)

Year	Single House	Scheme House	Apartment	Total
2018 (Q1 to Q3)	3,343	7,615	1,624	12,582
2017	4,266	7,920	2,249	14,435
2016	3,656	5,077	1,174	9,907
2015	3,252	3,294	673	7,219

By Eircode, Q3 2018



● < 9 ● 10 - 49 ● 50 - 99 ● 100 - 149 ● > 150

Source: CSO - New Dwelling Completions ([November 2018](#))