



Tithe an  
Oireachtais  
Houses of the  
Oireachtas

# WOMEN IN PARLIAMENT

## IMPACT OF GENDER QUOTAS (ELECTION TO DÁIL ÉIREANN)

### BEFORE QUOTAS

### AFTER QUOTAS

#### 2011 ELECTION

#### 2016 ELECTION

#### A FEMALE CANDIDATES

#### FEMALE CANDIDATES A

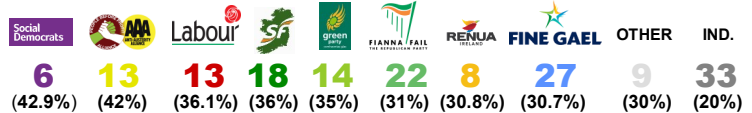
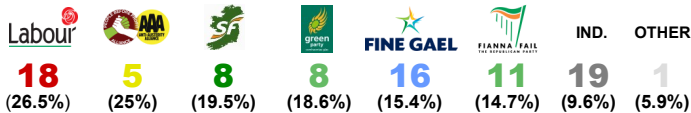


**15%**

OF TOTAL CANDIDATES (566)

**30%**

OF TOTAL CANDIDATES (551)



#### B THRESHOLD

No party met 30% threshold



#### THRESHOLD B

All parties met 30% threshold



#### C WOMEN ELECTED

#### WOMEN ELECTED C

**25**

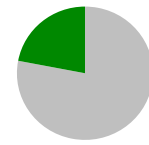


**15%**

OF TOTAL (165)  
Excl. Ceann Comhairle

**WOMEN ELECTED TO DÁIL ÉIREANN (2011)**

**22%**



OF TOTAL (157)  
Excl. Ceann Comhairle

**35**

**WOMEN ELECTED TO DÁIL ÉIREANN (2016)**

With thanks to Dr. Fiona Buckley  
(Department of Government and Politics, University College Cork)