



## DEMOCRACY ACTION

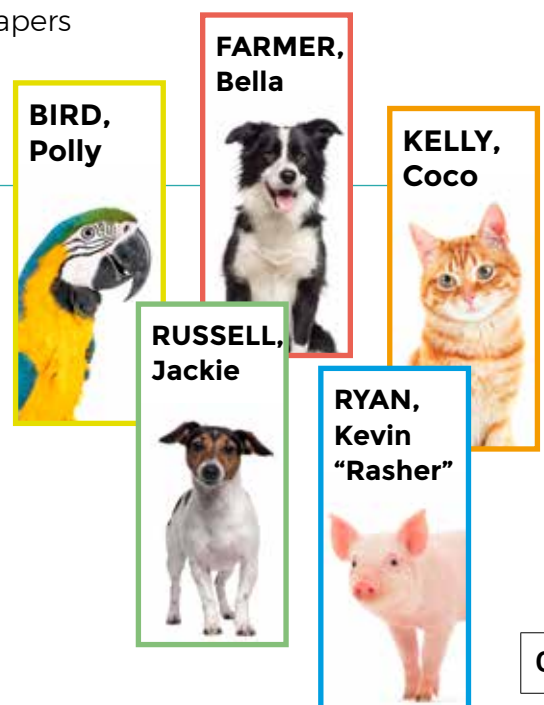
# Participate in a mock election count using the PR-STV system of voting

## Materials

- ▶ Slide show
- ▶ Rough work sheet – one for each student
- ▶ Results table – one for each student
- ▶ Results table cheat sheet – one copy for the teacher
- ▶ Place cards – one copy, six cards in total
- ▶ Demonstration ballot papers – one copy cut into 48 ballot papers
- ▶ Worksheet: Voting in your constituency – one copy per student
- ▶ A long table or six separate desks for counting ballot papers
- ▶ Paper clips to bind together ballot papers from different counts
- ▶ Sticky notes and pens to label bundles of ballot papers

## Assessment for learning/Key skills

- ▶ Communicating
- ▶ Working with others
- ▶ Managing information and thinking



## References

---

Citizens Information – Proportional representation

[www.citizensinformation.ie/en/government\\_in\\_ireland/elections\\_and\\_referenda/voting/proportional\\_representation.html](http://www.citizensinformation.ie/en/government_in_ireland/elections_and_referenda/voting/proportional_representation.html)

A Guide to Ireland's PR-STV Voting System

[www.housing.gov.ie/sites/default/files/publications/files/pr-stv\\_guide.pdf](http://www.housing.gov.ie/sites/default/files/publications/files/pr-stv_guide.pdf)

What is STV?

[www.electoral-reform.org.uk/wp-content/uploads/2017/06/What-is-STV.pdf](http://www.electoral-reform.org.uk/wp-content/uploads/2017/06/What-is-STV.pdf)

33rd Dáil general election results

[data.oireachtas.ie/ie/oireachtas/electoralProcess/electionResults/dail/2020/2020-05-01\\_33rd-dail-general-election-results\\_en.pdf](http://data.oireachtas.ie/ie/oireachtas/electoralProcess/electionResults/dail/2020/2020-05-01_33rd-dail-general-election-results_en.pdf)

Electoral Act 1992

[www.irishstatutebook.ie/eli/1992/act/23/section/118/enacted/en/html](http://www.irishstatutebook.ie/eli/1992/act/23/section/118/enacted/en/html)

The votes have been cast and the count is ready to begin - what happens now?

[www.thejournal.ie/election-count-2625985-Feb2016](http://www.thejournal.ie/election-count-2625985-Feb2016)

Mayo election count 2011


[www.youtube.com/watch?v=DibOhAbCkw4](http://www.youtube.com/watch?v=DibOhAbCkw4)

## Introduction

---

Use this lesson pack to run a mock election count in your class. Follow steps 1 to 4 to explain the electoral system in Ireland. Step 5 details the count itself.

Use the **Results table cheat sheet** (see page 12) as guidance for the first two counts. (The exact results of the subsequent counts will vary slightly each time you do this exercise, due to the random element.) Where you see this symbol, it means the results table needs to be filled in.



The PR-STV count is complicated, so run through the process beforehand. But remember it is just a mock election count and don't worry if you make mistakes along the way.

# Development

---

## 1 Introduce voting in Ireland

### SLIDE 3

Show the first video on the web page.

---

## 2 Discuss the different election systems in Ireland and the UK

### SLIDE 4

Explain that in Ireland we use proportional representation by means of the single transferable vote (PR-STV) for all our elections. This system is also used in the Northern Ireland Assembly, Malta and some parts of Australia.

The United Kingdom uses the First Past the Post (FPTP) system to elect MPs (Members of Parliament) to the House of Commons. Some people are campaigning to change to a proportional voting system, although a referendum to change it was held in 2011 and the people of the UK rejected it.

Show one or both of the videos which explain the difference between the two systems.

**Note:** The videos do not refer specifically to the Irish system but to the concept of the transferrable vote.

---

## 3 Explain that there are many other election systems

### SLIDE 5

Explain that there are many different election systems and briefly outline the two-round system. If no candidate wins an absolute majority in the first round, a second round is held and people vote again.

### SLIDE 6

The French presidential election system uses the two-round system. The slide shows the results of the 2017 French presidential election.

In the first round, 11 candidates stood for election and more than 35 million people voted on 23 April. Because no candidate had an absolute majority, the top two candidates, Emmanuel Macron and Marine Le Pen, went forward to the second round and all the rest were eliminated.

The second round of voting was held two weeks later. All the voters in France got the chance to vote again and say which of the top two candidates they wanted to be President. Emmanuel Macron got 66% of the votes and was declared President of France.

---

## 4 Show how votes are transferred in a PR-STV election

### SLIDE 7

Now focus back on Ireland's system, PR-STV.

Show one or both of the videos, which outline how votes are transferred in a PR-STV election.

### SLIDE 8

It is important to understand that there are two ways to transfer votes.

If a candidate is eliminated, you transfer all their ballot papers. Each ballot paper is worth one vote. After you do this, the eliminated candidate ends up with no ballot papers.

If a candidate gets more than the quota, you transfer only the surplus. Each ballot paper is worth only a certain fraction of a vote. You use a special formula to calculate this value, as we will see later. After you do this, the elected candidate ends up with the quota number of ballot papers; the surplus number of ballot papers are put in other candidates' piles.

---

## 5 Count the ballot papers

### Introduce the count and set up

#### SLIDE 9

Explain to the class that they will count the ballot papers in a mock election using pre-filled ballot papers.

Give each student a **Rough work sheet** (see page 10) and a copy of the **Results table** (see page 11) to fill in as the count goes on.

Arrange the six **place cards** (see pages 14-19) on a long table or six separate desks.

Explain that the SPOILED VOTES place is for ballot papers that are invalid because they have been filled incorrectly or not filled in at all. For example, if there is no first preference marked, a ballot is invalid.

**Note:** You should find three spoiled votes. They are the last three ballot papers on the printable sheets (see page 27).

---

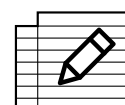
### FIRST COUNT

#### SLIDE 10

Mix the ballot papers together.

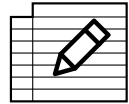
**Note:** Mixing the ballot papers is an important step because there is an element of chance when you transfer ballot papers.

Count the ballot papers and write this number in the results table in the **Total poll** box.



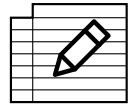
Check which candidate got the number 1 vote on each valid ballot paper and put each paper in front of the appropriate place card.

If any ballot papers have been filled incorrectly or not filled in at all, put them in front of the Spoiled Votes place card and write this number in the results table in the **Spoiled** box.



### SLIDE 11

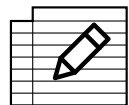
Calculate the valid poll by subtracting the spoiled votes from the total poll, and write this number in the **Valid poll** box.



Ask students to calculate the quota using the formula:

$$\left( \frac{\text{Valid Poll}}{\text{seats} + 1} \right) + 1$$

Write this number into the **Quota** box in the results table.



**Note:** In this example there are 48 ballot papers and three spoiled votes, so the quota is calculated as follows:

$$\left( \frac{45}{2 + 1} \right) + 1 = 16$$

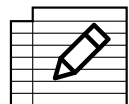
### SLIDE 12

Count the number of ballot papers in each pile.

Write “First count” and the number of ballot papers on a sticky note, stick it to the top of the pile and bind the pile into a bundle with a paper clip.

**Note:** It is important to keep the ballot papers for different counts separate, so don't skip this step.

Write the result for each candidate in the results table in the **Count 1** column.

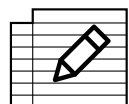


### SLIDE 13

Check whether any candidate has reached the quota.

In this count, Bella Farmer gets 24 first preference votes, so she is elected.

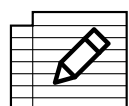
Write her name in the results table under **Candidates elected**.



### SLIDE 14

Check that everyone has their results table filled in.

Add up all the numbers in the column and write it in the **Total** row; this total should be the same as the valid poll.



That's the end of the first count.

---

## SECOND COUNT

### SLIDE 15

From now on, what happens in each count depends on whether or not a candidate was elected in the previous count.

**Note:** In this example, Bella was elected with a **surplus of 8** in the first count, so in the second count you will transfer 8 votes to the other candidates.

---

### How to transfer an elected candidate's surplus votes

#### SLIDE 16

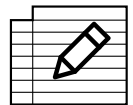
Explain that only **8 votes** – Bella's surplus - are available to be transferred to other candidates. She needs to keep 16 – the quota – for herself.

But to calculate how these 8 votes are to be shared among the other candidates you need to **examine all 24** of the elected candidate's papers.

#### SLIDE 17

Pick up the elected candidate's ballot papers and put them in the other candidates' piles according to which candidate got the next preference. If the number 2 vote is given to a candidate who has been elected or eliminated, ignore it and go by the number 3 vote, and so on.

If any ballots have no next preference, put them aside, count them and write this number in the **Non-transferrable papers** box for the second count.



Count the number of ballot papers transferred to each candidate's pile and write it on a sticky note labelled "Transferred ballot papers".

#### SLIDE 18

Use the formula to calculate the number of votes each candidate gets in this count.


You calculate the total transferrable ballots by subtracting the non-transferrable papers from the total number of the elected candidate's ballots involved in this count.

#### SLIDE 19

Show how this works using the example of Polly Bird.

Do the same for each candidate to calculate the votes they get in this count.

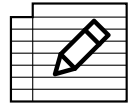
Write the results for each candidate in the **Count 2** column of the results table. Write the number of votes transferred in the **Transfer** column. Add this to their first count votes and write the total in the **Total** column.



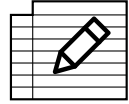
## SLIDE 20

Check that everyone has their results table filled in.

For the candidate who was elected in the previous count, write the surplus as a minus number in the Transfer column, and write the quota in the **Total** column.



Add up all the numbers in the column and write it in the **Total** row; this total should be the same as the valid poll.



## SLIDE 21

Now you need to rearrange the ballot papers so that they reflect the total column in the table.

For each candidate:

- 1 Pick up the transferred ballot papers for this count.
- 2 Starting at the **top** of the pile, count out the number of votes the candidate gets and put them back in that candidate's pile.
- 3 Return the rest of the ballot papers to the elected candidate's pile they originally came from.
- 4 For each candidate who received transferred votes, write "Second count" and the number of ballot papers on a sticky note, stick it to the top of the pile of transferred papers, and bind the pile into a bundle with a paper clip.

At the end of this process:

- ▶ the elected candidate has the quota number of votes in their pile
- ▶ each continuing candidate has their original bundle of first preferences plus a ballot paper for each vote you calculated they got in this count

**Note:** In this example, Polly Bird finishes the second count with her original five ballot papers, plus one transferred ballot paper. Bella Farmer must get back 16 of her ballot papers.

## SLIDE 22

Check whether any candidate has reached the quota. In this case nobody has.

That's the end of the second count.

---

## THIRD COUNT (and subsequent counts)

### SLIDE 23

Once again, what happens in this depends on whether a candidate was elected in the previous count.

**Note:** In this example, you eliminate Jackie Russell in the third count.

---

## How to transfer an eliminated candidate's votes

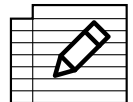
### SLIDE 24

Explain that when you **eliminate** a candidate, **all** that candidate's votes may be transferred, if they have a next preference marked on them.

### SLIDE 25

Pick up **all** the eliminated candidate's ballot papers and remove the sticky notes and paper clips. Put them in the other candidates' piles according to which candidate got the next preference. If the number 2 vote is given to a candidate who has been elected or eliminated, ignore it and go by the number 3 vote, and so on.

If any ballots have no next preference, put them aside, count them and write this number in the **Non-transferrable papers** box for this count.

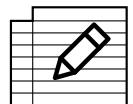


Count the number of transferred ballot papers in each pile.

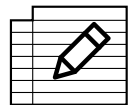
### SLIDE 26

Write the number of the count and the number of ballot papers on a sticky note, stick it to the top of the pile and bind the pile into a bundle with a paper clip.

Write the results for each candidate in the next count column of the results table. Write the number of votes transferred in the **Transfer** column. Add this to their total for the previous count and write the total in the **Total** column for this count.

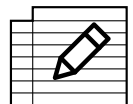


For the eliminated candidate, write their total number of votes as a minus number in the **Transfer** column and write 0 in the **Total** column.



For any candidates already elected, write the quota number in their **Total** column.

Add up the Total column for this count. You should always get the same total for each count.



**Note:** In this example, Jackie is left with no ballot papers in her pile at the end of the third count.

### SLIDE 27

Check whether any candidate has reached the quota.

If any candidate has reached or exceeded the quota, they are deemed elected.

If no candidate has reached the quota, eliminate the lowest candidate.



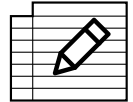
## SLIDE 28

Keep counting, using the same method until

- ▶ all the seats have been filled by the candidates reaching the quota  
or
- ▶ the number of seats left to be filled is equal to the number of candidates still in the running

If the number of seats left to be filled is equal to the number of candidates still in the running, declare those remaining candidates elected, even if they have not reached the quota.

Enter the elected candidate's name in the results table under  
**Candidates elected.**



When you have filled the two seats, the count is complete.

---

### → Extension activity

Now that you know how to count the votes in a PR-STV election, you could hold a full mock election in class or across the school. Create your own ballot papers or refer to the senior cycle lesson plan **Democracy action: Hold a mock election using PR-STV**, available on the Houses of the Oireachtas website.

## Conclusion

---

### Voting in your constituency

Give each student a copy of the **Worksheet: Voting in your constituency** (see page 28) and ask them to complete it as homework or in class.

### Discussion

Discuss the count with the class using the following questions:

- ▶ How did the count go?
- ▶ Was it easy to understand?
- ▶ Was the result fair?
- ▶ What do the students think of the PR-STV election system overall?
- ▶ How does it compare to the other systems you know of, such as FPTP and the two-round system?
- ▶ If you have any elected posts in school, such as school council or prefects, what system is used to elect them?
- ▶ Could PR-STV be used in your school elections?
- ▶ You could also discuss the students' observations they made in their worksheets.



# Rough work sheet

---

## Valid poll

$$\text{Total poll} - \text{spoiled votes} = \text{Valid poll}$$

---

## Quota

$$\left( \frac{\text{Valid Poll}}{\text{seats} + 1} \right) + 1 = \text{Quota}$$

$$\left( \frac{\quad}{\quad} \right) + 1 =$$

---

## Value of surplus ballot papers transferred to each candidate in second count

$$\frac{\text{Transferred Ballot Papers} \times \text{Surplus}}{\text{Total Transferrable Ballots}} = \text{Transferred votes}$$

**Polly Bird**       $\frac{3 \times 8}{24} = \underline{\quad}$

**Coco Kelly**       $\frac{\quad \times 8}{24} = \underline{\quad}$

**Jackie Russell**       $\frac{\quad \times 8}{24} = \underline{\quad}$

**Kevin "Rasher" Ryan**       $\frac{\quad \times 8}{24} = \underline{\quad}$

# Results table

Total poll	
Spoiled	
Valid poll	
Seats	2
Quota	

ELECTED	
1.	
2.	

	Count 1	Count 2		Count 3		Count 4		Count 5		Count 6	
	Votes	Transfer	Total	Transfer	Total	Transfer	Total	Transfer	Total	Transfer	Total
BIRD, Polly											
FARMER, Bella											
KELLY, Coco											
RUSSELL, Jackie											
RYAN, Kevin "Rasher"											
Non-transferrable papers											
Total											

# Results table cheat sheet



Total poll	48
Spoiled	3
Valid poll	45
Seats	2
Quota	16

<b>ELECTED</b>
1. Bella Farmer
2.

	Count 1	Count 2		Count 3		Count 4		Count 5		Count 6	
	Votes	Transfer	Total	Transfer	Total	Transfer	Total	Transfer	Total	Transfer	Total
BIRD, Polly	5	+1	6								
FARMER, Bella	24	-8	16		16						
KELLY, Coco	8	+1	9								
RUSSELL, Jackie	1	+4	5	-5	0						
RYAN, Kevin "Rasher"	7	+2	9								
Non-transferrable papers											
Total	45		45								

# Place cards x 6

Fold the pages 14-19 on the dashed lines so that the candidate place cards stand upright on a table.



**BIRD**

**Polly**



**BIRD**

**Polly**



**BIRD**

**Polly**



**FARMER**

**Bella**



**FARMER**

**Bella**



**FARMER**

**Bella**





**RUSSELL**

**Jackie**



**RUSSELL**

**Jackie**



**RUSSELL**

**Jackie**





**RYAN**  
**Kevin**  
**“Rasher”**



**RYAN**  
**Kevin**  
**“Rasher”**



**RYAN**  
**Kevin**  
**“Rasher”**



**KELLY**

**Coco**



**KELLY**

**Coco**



**KELLY**


**Coco**




**SPOILED  
VOTES**













**SPOILED  
VOTES**













**SPOILED  
VOTES**













<b>BIRD - Non-party</b> Polly Bird		2
<b>FARMER - Canine party</b> Bella Farmer		1
<b>KELLY - Feline party</b> Coco Kelly		3
<b>RUSSELL - Canine party</b> Jackie Russell		4
<b>RYAN - Non-party</b> Kevin "Rasher" Ryan		

<b>BIRD - Non-party</b> Polly Bird		1
<b>FARMER - Canine party</b> Bella Farmer		
<b>KELLY - Feline party</b> Coco Kelly		
<b>RUSSELL - Canine party</b> Jackie Russell		
<b>RYAN - Non-party</b> Kevin "Rasher" Ryan		2






<b>BIRD - Non-party</b> Polly Bird		1
<b>FARMER - Canine party</b> Bella Farmer		
<b>KELLY - Feline party</b> Coco Kelly		
<b>RUSSELL - Canine party</b> Jackie Russell		
<b>RYAN - Non-party</b> Kevin "Rasher" Ryan		2






<b>BIRD - Non-party</b> Polly Bird		1
<b>FARMER - Canine party</b> Bella Farmer		2
<b>KELLY - Feline party</b> Coco Kelly		
<b>RUSSELL - Canine party</b> Jackie Russell		3
<b>RYAN - Non-party</b> Kevin "Rasher" Ryan		






<b>BIRD - Non-party</b> Polly Bird		1
<b>FARMER - Canine party</b> Bella Farmer		
<b>KELLY - Feline party</b> Coco Kelly		
<b>RUSSELL - Canine party</b> Jackie Russell		
<b>RYAN - Non-party</b> Kevin "Rasher" Ryan		2






<b>BIRD - Non-party</b> Polly Bird		1
<b>FARMER - Canine party</b> Bella Farmer		
<b>KELLY - Feline party</b> Coco Kelly		
<b>RUSSELL - Canine party</b> Jackie Russell		3
<b>RYAN - Non-party</b> Kevin "Rasher" Ryan		2













<b>BIRD - Non-party</b> Polly Bird		
<b>FARMER - Canine party</b> Bella Farmer		1
<b>KELLY - Feline party</b> Coco Kelly		3
<b>RUSSELL - Canine party</b> Jackie Russell		2
<b>RYAN - Non-party</b> Kevin "Rasher" Ryan		






<b>BIRD - Non-party</b> Polly Bird		
<b>FARMER - Canine party</b> Bella Farmer		1
<b>KELLY - Feline party</b> Coco Kelly		3
<b>RUSSELL - Canine party</b> Jackie Russell		2
<b>RYAN - Non-party</b> Kevin "Rasher" Ryan		






<b>BIRD - Non-party</b> Polly Bird		
<b>FARMER - Canine party</b> Bella Farmer		1
<b>KELLY - Feline party</b> Coco Kelly		3
<b>RUSSELL - Canine party</b> Jackie Russell		2
<b>RYAN - Non-party</b> Kevin "Rasher" Ryan		






<b>BIRD - Non-party</b> Polly Bird		
<b>FARMER - Canine party</b> Bella Farmer		1
<b>KELLY - Feline party</b> Coco Kelly		3
<b>RUSSELL - Canine party</b> Jackie Russell		2
<b>RYAN - Non-party</b> Kevin "Rasher" Ryan		






<b>BIRD - Non-party</b> Polly Bird		
<b>FARMER - Canine party</b> Bella Farmer		1
<b>KELLY - Feline party</b> Coco Kelly		2
<b>RUSSELL - Canine party</b> Jackie Russell		
<b>RYAN - Non-party</b> Kevin "Rasher" Ryan		






<b>BIRD - Non-party</b> Polly Bird		
<b>FARMER - Canine party</b> Bella Farmer		
<b>KELLY - Feline party</b> Coco Kelly		1
<b>RUSSELL - Canine party</b> Jackie Russell		
<b>RYAN - Non-party</b> Kevin "Rasher" Ryan		






<b>BIRD - Non-party</b> Polly Bird		
<b>FARMER - Canine party</b> Bella Farmer		2
<b>KELLY - Feline party</b> Coco Kelly		1
<b>RUSSELL - Canine party</b> Jackie Russell		3
<b>RYAN - Non-party</b> Kevin "Rasher" Ryan		






<b>BIRD - Non-party</b> Polly Bird		
<b>FARMER - Canine party</b> Bella Farmer		3
<b>KELLY - Feline party</b> Coco Kelly		1
<b>RUSSELL - Canine party</b> Jackie Russell		2
<b>RYAN - Non-party</b> Kevin "Rasher" Ryan		






<b>BIRD - Non-party</b> Polly Bird		
<b>FARMER - Canine party</b> Bella Farmer		2
<b>KELLY - Feline party</b> Coco Kelly		1
<b>RUSSELL - Canine party</b> Jackie Russell		3
<b>RYAN - Non-party</b> Kevin "Rasher" Ryan		






<b>BIRD - Non-party</b> Polly Bird		
<b>FARMER - Canine party</b> Bella Farmer		3
<b>KELLY - Feline party</b> Coco Kelly		1
<b>RUSSELL - Canine party</b> Jackie Russell		2
<b>RYAN - Non-party</b> Kevin "Rasher" Ryan		






<b>BIRD - Non-party</b> Polly Bird		
<b>FARMER - Canine party</b> Bella Farmer		2
<b>KELLY - Feline party</b> Coco Kelly		1
<b>RUSSELL - Canine party</b> Jackie Russell		3
<b>RYAN - Non-party</b> Kevin "Rasher" Ryan		4






<b>BIRD - Non-party</b> Polly Bird		
<b>FARMER - Canine party</b> Bella Farmer		
<b>KELLY - Feline party</b> Coco Kelly		1
<b>RUSSELL - Canine party</b> Jackie Russell		
<b>RYAN - Non-party</b> Kevin "Rasher" Ryan		






<b>BIRD - Non-party</b> Polly Bird		
<b>FARMER - Canine party</b> Bella Farmer		2
<b>KELLY - Feline party</b> Coco Kelly		1
<b>RUSSELL - Canine party</b> Jackie Russell		3
<b>RYAN - Non-party</b> Kevin "Rasher" Ryan		






<b>BIRD - Non-party</b> Polly Bird		
<b>FARMER - Canine party</b> Bella Farmer		1
<b>KELLY - Feline party</b> Coco Kelly		
<b>RUSSELL - Canine party</b> Jackie Russell		3
<b>RYAN - Non-party</b> Kevin "Rasher" Ryan		2






<b>BIRD - Non-party</b> Polly Bird		
<b>FARMER - Canine party</b> Bella Farmer		1
<b>KELLY - Feline party</b> Coco Kelly		3
<b>RUSSELL - Canine party</b> Jackie Russell		
<b>RYAN - Non-party</b> Kevin "Rasher" Ryan		2






<b>BIRD - Non-party</b> Polly Bird		3
<b>FARMER - Canine party</b> Bella Farmer		1
<b>KELLY - Feline party</b> Coco Kelly		
<b>RUSSELL - Canine party</b> Jackie Russell		
<b>RYAN - Non-party</b> Kevin "Rasher" Ryan		2






<b>BIRD - Non-party</b> Polly Bird		
<b>FARMER - Canine party</b> Bella Farmer		1
<b>KELLY - Feline party</b> Coco Kelly		4
<b>RUSSELL - Canine party</b> Jackie Russell		3
<b>RYAN - Non-party</b> Kevin "Rasher" Ryan		2






<b>BIRD - Non-party</b> Polly Bird		
<b>FARMER - Canine party</b> Bella Farmer		1
<b>KELLY - Feline party</b> Coco Kelly		3
<b>RUSSELL - Canine party</b> Jackie Russell		2
<b>RYAN - Non-party</b> Kevin "Rasher" Ryan		






<b>BIRD - Non-party</b> Polly Bird		
<b>FARMER - Canine party</b> Bella Farmer		1
<b>KELLY - Feline party</b> Coco Kelly		3
<b>RUSSELL - Canine party</b> Jackie Russell		2
<b>RYAN - Non-party</b> Kevin "Rasher" Ryan		

<b>BIRD - Non-party</b> Polly Bird		
<b>FARMER - Canine party</b> Bella Farmer		1
<b>KELLY - Feline party</b> Coco Kelly		
<b>RUSSELL - Canine party</b> Jackie Russell		2
<b>RYAN - Non-party</b> Kevin "Rasher" Ryan		3






<b>BIRD - Non-party</b> Polly Bird		
<b>FARMER - Canine party</b> Bella Farmer		1
<b>KELLY - Feline party</b> Coco Kelly		
<b>RUSSELL - Canine party</b> Jackie Russell		2
<b>RYAN - Non-party</b> Kevin "Rasher" Ryan		3






<b>BIRD - Non-party</b> Polly Bird		
<b>FARMER - Canine party</b> Bella Farmer		1
<b>KELLY - Feline party</b> Coco Kelly		
<b>RUSSELL - Canine party</b> Jackie Russell		2
<b>RYAN - Non-party</b> Kevin "Rasher" Ryan		3






<b>BIRD - Non-party</b> Polly Bird		
<b>FARMER - Canine party</b> Bella Farmer		1
<b>KELLY - Feline party</b> Coco Kelly		
<b>RUSSELL - Canine party</b> Jackie Russell		2
<b>RYAN - Non-party</b> Kevin "Rasher" Ryan		3






<b>BIRD - Non-party</b> Polly Bird		
<b>FARMER - Canine party</b> Bella Farmer		1
<b>KELLY - Feline party</b> Coco Kelly		
<b>RUSSELL - Canine party</b> Jackie Russell		2
<b>RYAN - Non-party</b> Kevin "Rasher" Ryan		3













<b>BIRD - Non-party</b> Polly Bird		
<b>FARMER - Canine party</b> Bella Farmer		1
<b>KELLY - Feline party</b> Coco Kelly		
<b>RUSSELL - Canine party</b> Jackie Russell		2
<b>RYAN - Non-party</b> Kevin "Rasher" Ryan		3






<b>BIRD - Non-party</b> Polly Bird		
<b>FARMER - Canine party</b> Bella Farmer		1
<b>KELLY - Feline party</b> Coco Kelly		2
<b>RUSSELL - Canine party</b> Jackie Russell		
<b>RYAN - Non-party</b> Kevin "Rasher" Ryan		






<b>BIRD - Non-party</b> Polly Bird		
<b>FARMER - Canine party</b> Bella Farmer		1
<b>KELLY - Feline party</b> Coco Kelly		2
<b>RUSSELL - Canine party</b> Jackie Russell		
<b>RYAN - Non-party</b> Kevin "Rasher" Ryan		






<b>BIRD - Non-party</b> Polly Bird		2
<b>FARMER - Canine party</b> Bella Farmer		1
<b>KELLY - Feline party</b> Coco Kelly		3
<b>RUSSELL - Canine party</b> Jackie Russell		4
<b>RYAN - Non-party</b> Kevin "Rasher" Ryan		






<b>BIRD - Non-party</b> Polly Bird		2
<b>FARMER - Canine party</b> Bella Farmer		1
<b>KELLY - Feline party</b> Coco Kelly		3
<b>RUSSELL - Canine party</b> Jackie Russell		4
<b>RYAN - Non-party</b> Kevin "Rasher" Ryan		






<b>BIRD - Non-party</b> Polly Bird		3
<b>FARMER - Canine party</b> Bella Farmer		1
<b>KELLY - Feline party</b> Coco Kelly		
<b>RUSSELL - Canine party</b> Jackie Russell		
<b>RYAN - Non-party</b> Kevin "Rasher" Ryan		2






<b>BIRD - Non-party</b> Polly Bird		3
<b>FARMER - Canine party</b> Bella Farmer		1
<b>KELLY - Feline party</b> Coco Kelly		4
<b>RUSSELL - Canine party</b> Jackie Russell		
<b>RYAN - Non-party</b> Kevin "Rasher" Ryan		2






<b>BIRD - Non-party</b> Polly Bird		2
<b>FARMER - Canine party</b> Bella Farmer		
<b>KELLY - Feline party</b> Coco Kelly		
<b>RUSSELL - Canine party</b> Jackie Russell		
<b>RYAN - Non-party</b> Kevin "Rasher" Ryan		1






<b>BIRD - Non-party</b> Polly Bird		
<b>FARMER - Canine party</b> Bella Farmer		3
<b>KELLY - Feline party</b> Coco Kelly		4
<b>RUSSELL - Canine party</b> Jackie Russell		2
<b>RYAN - Non-party</b> Kevin "Rasher" Ryan		1






<b>BIRD - Non-party</b> Polly Bird		2
<b>FARMER - Canine party</b> Bella Farmer		3
<b>KELLY - Feline party</b> Coco Kelly		
<b>RUSSELL - Canine party</b> Jackie Russell		
<b>RYAN - Non-party</b> Kevin "Rasher" Ryan		1






<b>BIRD - Non-party</b> Polly Bird		3
<b>FARMER - Canine party</b> Bella Farmer		2
<b>KELLY - Feline party</b> Coco Kelly		
<b>RUSSELL - Canine party</b> Jackie Russell		4
<b>RYAN - Non-party</b> Kevin "Rasher" Ryan		1






<b>BIRD - Non-party</b> Polly Bird		2
<b>FARMER - Canine party</b> Bella Farmer		3
<b>KELLY - Feline party</b> Coco Kelly		
<b>RUSSELL - Canine party</b> Jackie Russell		4
<b>RYAN - Non-party</b> Kevin "Rasher" Ryan		1






<b>BIRD - Non-party</b> Polly Bird		3
<b>FARMER - Canine party</b> Bella Farmer		
<b>KELLY - Feline party</b> Coco Kelly		2
<b>RUSSELL - Canine party</b> Jackie Russell		
<b>RYAN - Non-party</b> Kevin "Rasher" Ryan		1

<b>BIRD - Non-party</b> Polly Bird		2
<b>FARMER - Canine party</b> Bella Farmer		4
<b>KELLY - Feline party</b> Coco Kelly		
<b>RUSSELL - Canine party</b> Jackie Russell		3
<b>RYAN - Non-party</b> Kevin "Rasher" Ryan		1

<b>BIRD - Non-party</b> Polly Bird		2
<b>FARMER - Canine party</b> Bella Farmer		
<b>KELLY - Feline party</b> Coco Kelly		
<b>RUSSELL - Canine party</b> Jackie Russell		1
<b>RYAN - Non-party</b> Kevin "Rasher" Ryan		

<b>BIRD - Non-party</b> Polly Bird		
<b>FARMER - Canine party</b> Bella Farmer		4
<b>KELLY - Feline party</b> Coco Kelly		
<b>RUSSELL - Canine party</b> Jackie Russell		3
<b>RYAN - Non-party</b> Kevin "Rasher" Ryan		2

<b>BIRD - Non-party</b> Polly Bird		
<b>FARMER - Canine party</b> Bella Farmer		X
<b>KELLY - Feline party</b> Coco Kelly		X
<b>RUSSELL - Canine party</b> Jackie Russell		
<b>RYAN - Non-party</b> Kevin "Rasher" Ryan		X

<b>BIRD - Non-party</b> Polly Bird		None
<b>FARMER - Canine party</b> Bella Farmer		of
<b>KELLY - Feline party</b> Coco Kelly		these
<b>RUSSELL - Canine party</b> Jackie Russell		animals
<b>RYAN - Non-party</b> Kevin "Rasher" Ryan		



# Work sheet

## Voting in your constituency

Look up the most recent Dáil general election results document on the Houses of the Oireachtas website Elections page, [www.oireachtas.ie/elections](http://www.oireachtas.ie/elections).

Find the page that gives the results for your constituency and fill in the worksheet.

Constituency:			
Date of election:			
How many seats are there in your constituency?			Who are the TDs in your constituency?
How many candidates stood for election?			
What percentage of the electorate voted?			
What percentage of your TDs are women?			
Which candidates, if any, reached the quota in the first count?			
Which candidate got the most first preference votes?			
Which candidate received the most transferred votes?			
Which candidates, if any, were elected without reaching the quota?			
If you have any observations about what the voting tells us about the election, write them here.			